

INTRODUCTIONS & PROGRAM OVERVIEW

LOGICBLOX TRAINING



TRAINING OBJECTIVE

- be able to explain the LogicBlox platform and its capabilities
- hands-on exposure to all aspects of application development on the LB platform
 - the language, architecture, build configuration, testing, debugging, performance tuning, etc.
- know where to get more information
- know what's coming down the road



TRAINING FORMAT

- lecture
 - introduction of new LB features
 - in-class exercises led by instructor
- hands-on lab
 - trainees practice in pairs
 - assisted by LB employees
- discussion of lab results

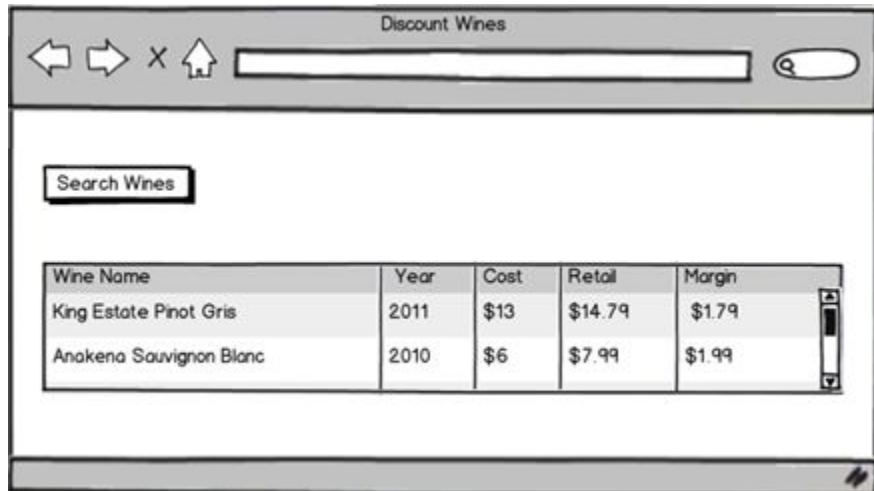


PART 1 : THE BASICS

- lessons 1, 2 and 3
 - why (and what is) LogicBlox
 - hello world!
 - the model, the logic, the data, the runtime
 - state and events
 - safe modeling practice : entities

LB PART 2 : (SIMPLE) APP END-TO-END

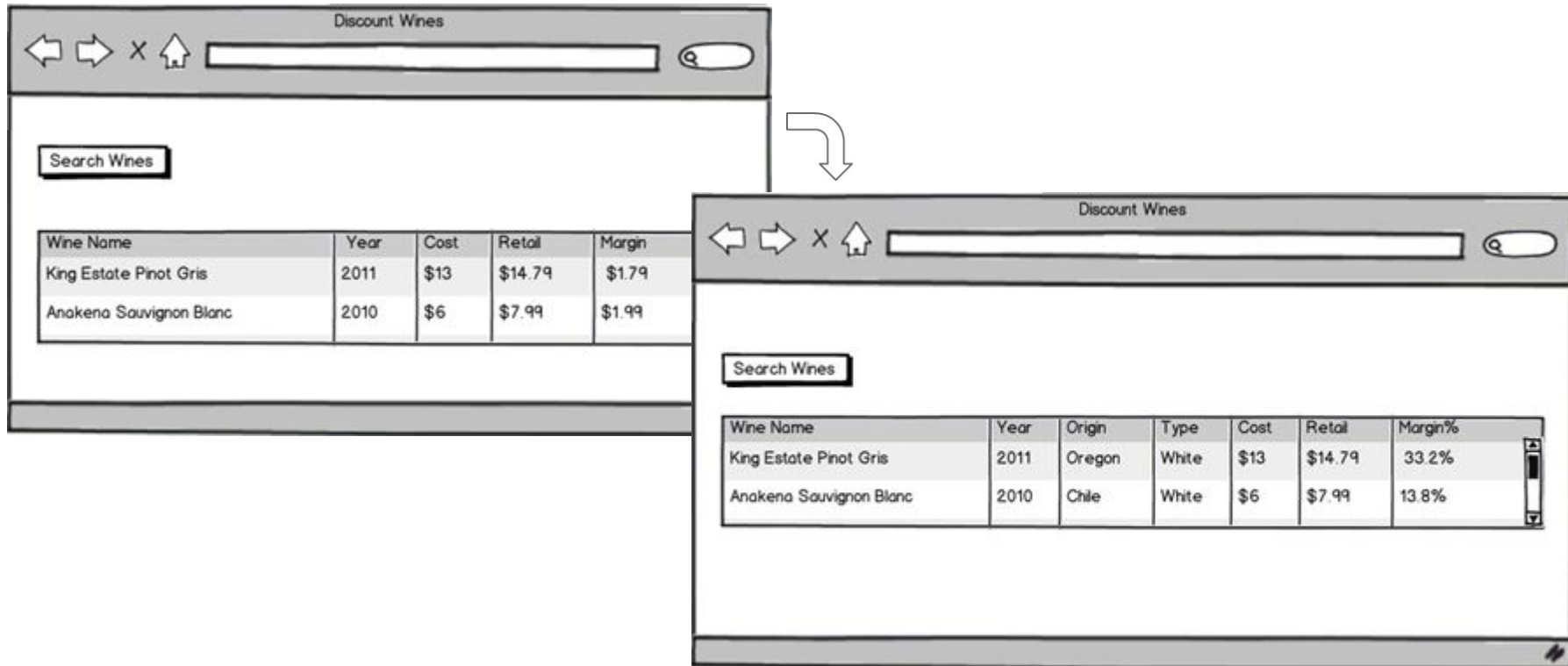
- lessons 4 & 5



- code organization
- data import
- unit testing
- building service
- testing services

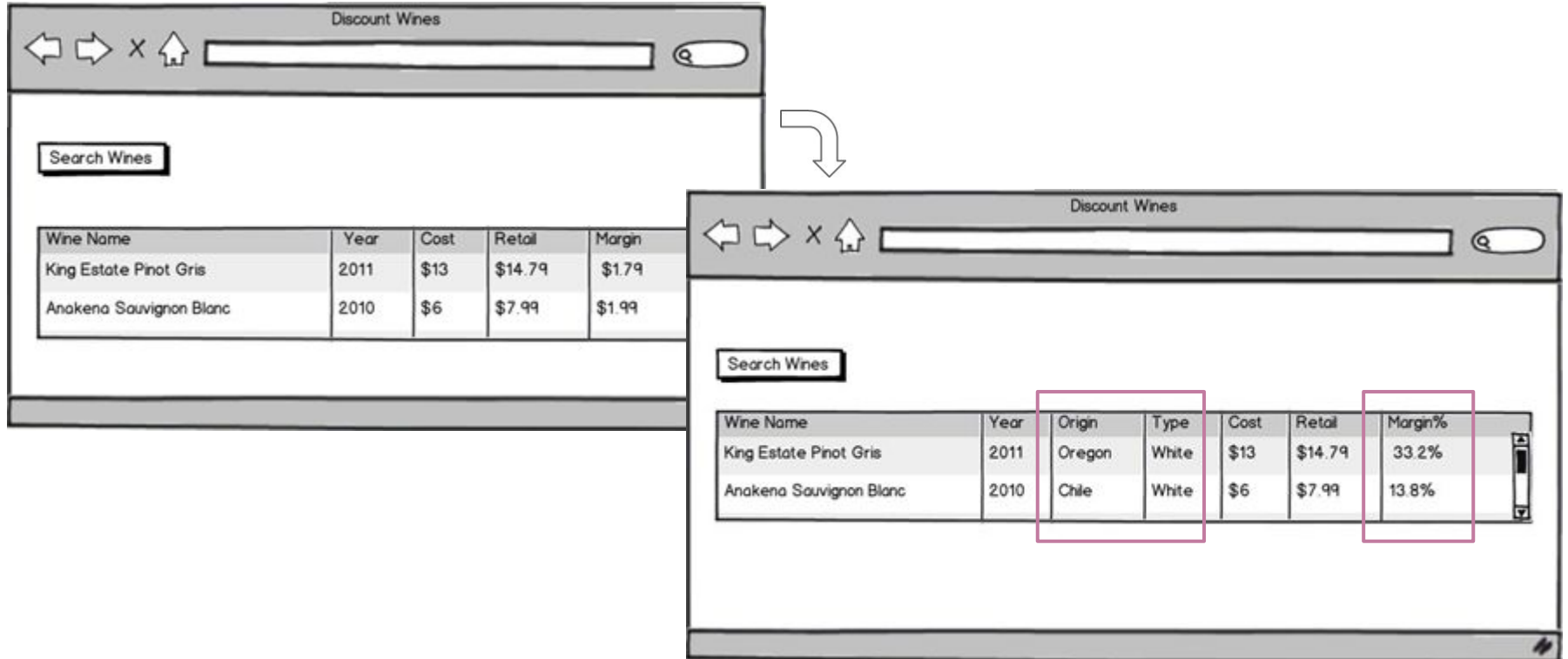
LB PART 2 : (SIMPLE) APP END-TO-END

- lab 4 & 5 : build and test this other screen



LB PART 2 : (SIMPLE) APP END-TO-END

- lab 4 & 5 : build and test this other screen





PART 2 : DEEPER DIVES

- lessons 6, 7, & 8
 - aggregations & hierarchies
 - scalable data import/export
 - advanced service requests and responses

- lab 8 : parameterized search

The diagram illustrates a parameterized search interface for 'Discount Wines'. It shows two browser windows. The left window displays a search bar and a 'Search Wines' button. Below the button is a table of wine results:

Wine Name	Year	Origin	Type	Cost	Retail
King Estate Pinot Gris	2011	Oregon	White	\$13	\$14.79
Anakena Sauvignon Blanc	2010	Chile	White	\$6	\$7.99

The right window shows the same interface with a search filter panel highlighted in pink. The filter panel includes the following controls:

- Year: 1950 (dropdown)
- Varietal: Cabernet Sauvignon (dropdown)
- Origin: California (dropdown)
- Type: White (dropdown)
- Include Details

Below the filter panel is a 'Search Wines' button and a table of wine results with an additional 'Margin%' column:

Wine Name	Year	Origin	Type	Cost	Retail	Margin%
King Estate Pinot Gris	2011	Oregon	White	\$13	\$14.79	33.2%
Anakena Sauvignon Blanc	2010	Chile	White	\$6	\$7.99	13.8%



NEXT STEPS

- install training software
- find a partner for your lab exercises
- we begin lesson 1!



THANK YOU.

[Lesson 1](#)